

Brereton CE Primary School



Maths in Reception

Maths at Brereton

In the EYFS 'Maths' is a specific area. It is split into two equal areas, 'Number' and 'Shape, space and Measure'. Number includes learning to recognise and write numbers and count out a given number of objects. They learn to say number names in order and order a set of number cards.

Children will also learn about finding one more and one less than a given number, simple addition and simple subtraction. They will solve problems such as doubling, halving and sharing. This will be done through number rhymes and songs as well as practical activities.


Shape, Space and Measure covers things like patterns, positional language and naming 2D and 3D shapes. It looks at the language associated with measurement such as big, small, tall, long, short, heavy, light etc. Children will learn about time and money. These objectives are explored through practical activities, games and simple problem solving activities.

How we as a school teach maths:


- We deliver four maths lessons a week.
- Maths is kept simmering throughout the day through games and questions and we apply numeracy to as many different real life situations as possible.
- Some children will be given extra support if needed.
- We set suitable learning challenges.
- We respond to pupils diverse individual needs.
- We help the children overcome potential barriers they may have in their learning.
- We use a range of practical equipment and resources, such as counters, Numicon and bead strings.
- Maths activities and enhancements can be found around the classroom for the children to access during their child initiated time.

Addition and Subtraction

We find the total number of items in two groups by counting all of them.



We find one more or one less than a given number.



We do this using counters, our fingers or by using a number line.

In practical activities and discussion, we begin to use the vocabulary involved in adding and subtracting.

We begin to record, using marks that we can interpret and explain.



We add and subtract two single-digit numbers and count on or back to find the answer.

$$4 + 3 =$$

$$4 \dots 5, 6, 7$$




Multiplication and Division

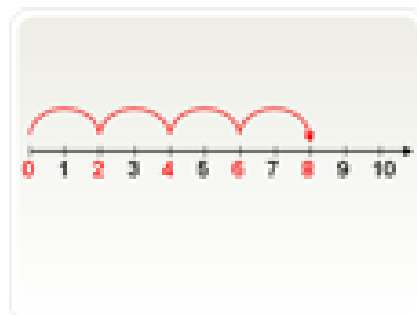
We solve problems, including doubling, halving and sharing.




We do this using 'real-life' examples that allow us to see the solution.



We share counters into equal groups.



We begin to look for patterns in numbers and we start to count in 2s and 10s.



Attitudes to Maths

Let's face it we've all got different memories of maths at school. It's easy to let your perceptions of maths affect your child - and this can set them off to a bad start.

Many parents find the prospect of helping their children with maths quite daunting - even if they are pretty good at maths. With a little confidence and some "have-a-go attitude" parents can make a big difference.

How to support your child:

- Look at numbers when going on a walk.
- Sing number songs together.
- Talk about the order in which you are going to do things.
- Play board games
- Count out coins together when shopping.
- Use objects to complete little addition and subtraction activities together.
- When baking encourage your child to tell you to stop when you get to a given number.
- Encourage the use of language associated with measurement. E.g. When carrying the shopping, which bag is heavier, lighter? Which bottle will hold more or less?
- Play with different sized containers in the bath.
- Use clocks and watches to establish times of the day (bedtime, leave for school etc.).

Helpful Websites

www.topmarks.co.uk

www.ictgames.com

www.bbc.co.uk/schools/numbertime/

www.primaryresources.co.uk/online/online_downloads.htm

www.woodlands-junior.kent.sch.uk/maths/

www.channel4learning.com/sites/puzzlemaths/

www.nrich.maths.org/13371

www.crickweb.co.uk/Early-Years.html



Reception Expectations:

- Count reliably to 20
- Count a number of objects by pointing to/moving each one as they count
- Recognise numbers to 20
- Order numbers 1-20
- Say 1 more and 1 less than numbers to 20
- Add and subtract two single digit numbers
- Form all digits 0-9 correctly
- Know the names of the days of the week in order
- Begin to recognise and name common 2D shapes, e.g. square, rectangle, circle and triangle
- Begin to recognise and name some 3D shapes, e.g. cube, sphere, cylinder, cone



Maths is a passport to a world of career opportunities and primary maths is the foundation for this. The goal is developing “Number Sense” - a kind of “maths fluency” which involves applying mental arithmetic accurately and quickly - and intuitively knowing if answers feel right or wrong.

Helping your child with maths at home can be daunting, but most parents are a lot better at maths than they think they are. It’s worth putting on a “have a go” attitude because the extra practice and one-to-one attention can have a big impact. Helping can be as easy as playing a board game or discussing maths with your child.

Encouragement Works

Finally, and most importantly, don’t forget to encourage your child. You don’t always need to understand what your child is learning – showing an interest and encouraging always has a positive effect. Praise works best when it’s for effort and not necessarily for being quick or getting top marks. Praising for effort encourages learners to try harder which promotes a good attitude to learning.

