

# EDITOR CHALLENGE

## Storytelling

Create your own comic or photo story.  
You can make it as funny, romantic  
or heroic as you want!

### Step 1

Choose a comic strip that  
you want to write  
a story for:

- CELEBLAND**  
or  
 **MR BEAN**

### Step 2

Look at the pictures and think of a story they  
could be telling. Use the speech bubbles,  
thought bubbles and captions to tell the  
story. Choose your words carefully – you  
haven't got much space to write in!

## GET TO KNOW YOUR COMIC!

### Mr Bean

- ★ The comic begins with Mr Bean in his car with Teddy, having just bought a parrot.
- ★ He soon gets the parrot home, where all the fun begins...

### CELEBLAND!

- ★ The comic features the boys from One Direction: Niall, Liam, Harry and Louis.
- ★ The random little hedgehog is called Harry the hedgehog.

## Top tips!

- 1 Write one short sentence in each speech bubble.
- 2 Include some adjectives such as happy, big or smelly!
- 3 Think about your story before you start writing.




# CELEBLAND!

... starring One Direction

Speech bubble


Caption

Thought bubble




PHOTOS THINKSTOCK

## Mr Bean



**Mr Bean** Continued



The page features a central layout of seven panels for a storytelling challenge. There are six rectangular panels arranged in three rows: two in the top row, two in the middle row, and two in the bottom row. A large circular panel is positioned in the center, overlapping the two panels in the middle row. All panels have thick black borders and are currently blank.