

# No Outsiders

Teaching the Equality Act  
at  
Brereton CE Primary School

# What is the Equality Act (2010)?

The Equality Act 2010 states that it is against the law to discriminate against anyone because of:

- ▶ Age
- ▶ Disability
- ▶ Gender reassignment
- ▶ Marriage or civil partnership
- ▶ Pregnancy or maternity
- ▶ Race
- ▶ Religion or belief
- ▶ Sex/gender
- ▶ Sexual orientation

Government, 2010

The public sector Equality Duty came into force on 5<sup>th</sup> April 2011 and requires that public bodies (including schools):

- Have due regard to the need to eliminate discrimination
- Advance equality of opportunity
- Foster good relationships between different people when carrying out their activities.

Government Equalities Office 2013

This makes it clear that promoting some of the protected characteristics of the Equality Act while ignoring others is against the UK law.




At Brereton, we will address this through a project called 'No Outsiders'. By being a No Outsiders school, this means that we celebrate diversity and are committed to the principles of inclusion and equality. We want every member of our school community, as well as every visitor, to feel welcome and able to be themselves without fear of discrimination.

No Outsiders will form part of our Personal, Social, Health and Emotional (PSHE) curriculum and will be taught through a series of picture books addressing the different areas of the Equality Act. They will be taught the message:

- that every individual is equal regardless of their age, gender, race, religion, belief, marital status, transgender identity and sexual orientation.
- that each individual should be met with respect and tolerance without discrimination or hatred.


What books are used?

EYFS:




# What is the lesson outcome or focus?

EYFS:




To say what I think




To understand that it is okay to like different things.



To make friends with someone different.





To celebrate my family.





To understand that all families are different.

What books are used?

Year 1:




My Grandpa is  
**AMAZING**




# What is the lesson outcome or focus?


## Year 1:



To like the way I am.




To play with boys and girls




To understand that our bodies work in different ways.

My Grandpa is  
**AMAZING**



To recognise that people are different ages.




To understand that we share the world with lots of people.



# What books are used?

Year 2:



# What is the lesson outcome or focus?


## Year 2:



To understand what diversity is




To understand what makes someone feel proud.



To feel proud of being different.






To understand how we share the world



To be able to work with everyone in my class.

What books are used?

Year 3:



# What is the lesson outcome or focus?


## Year 3:




To understand how difference can affect someone.




To understand what 'discrimination' means.



To be welcoming



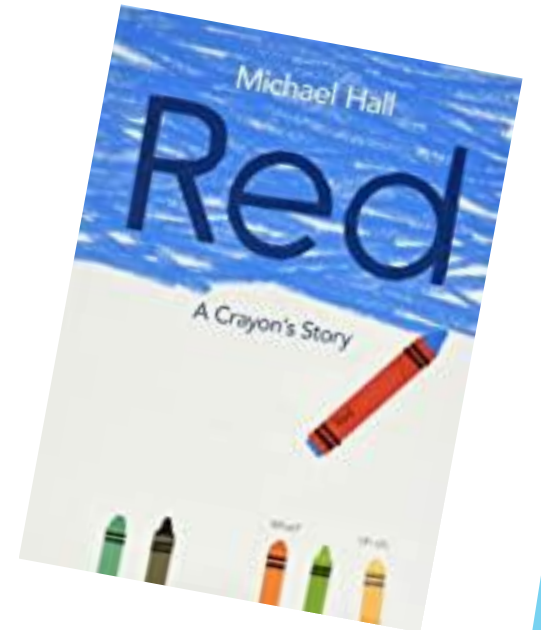
To find a solution to a problem



Use strategies to help someone who feels different.


# What books are used?

Year 4:



# What is the lesson outcome or focus?

## Year 4:




To know when to be assertive.



To overcome language as a barrier.



To understand why people choose to get married.






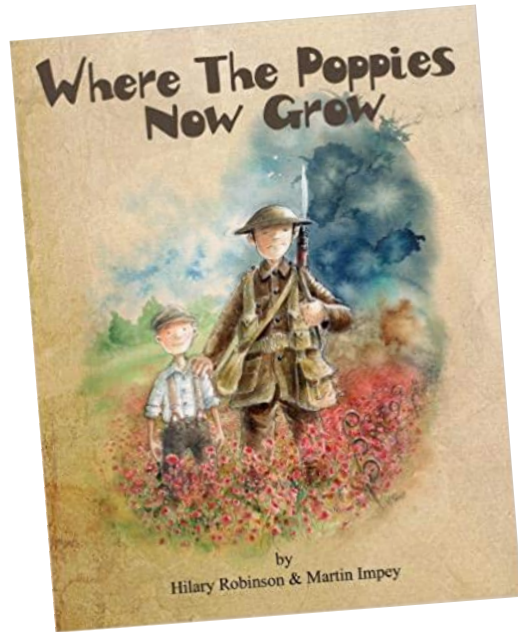
To ask questions



To be who you want to be.


What books are used?

Year 5:




# What is the lesson outcome or focus?


## Year 5:




To learn from the past.




To recognise when someone needs help.



To justify my actions



To accept people who are different from me.





To appreciate artistic freedom.




# What books are used?

Year 6:



# What is the lesson outcome or focus?


Year 6:



To promote diversity



To consider how my life may change as I grow up.



To stand up to discrimination.



To challenge the causes of racism.



To recognise my freedom.

# Teaching About Equality

Is teaching about:

- Difference
- Acceptance
- Tolerance
- Diversity
- How to challenge discrimination

Teaching about equality helps our children prepare for the next stages in their lives.