



Brereton C of E (A) Primary School Newsletter



Autumn Term
Friday 17th November

Dear Parents,

Thank you so much for your support of Children in Need. The School Council were incredibly keen to have a pyjama day in support of Children in Need so our apologies for asking for tombola prizes as well today. Thank you for your generosity. We have raised £145.50 for Children in Need today.



We have now launched our Twitter feed and are building our Facebook page if you would like to follow us and help to promote the school through social media.

[@BreretonPrimarySch@BreretonPrimary](https://twitter.com/BreretonPrimarySch) for our Twitter feed.

[@BreretonCEPrimarySchool@BreretonCEPrimarySchool](https://www.facebook.com/BreretonCEPrimarySchool) for our Facebook page.

We asked for permission to publish photographs of your children when they joined the school. We already know that some children are not to be photographed for publication. If any of you are concerned about us using photographs of the children please do let us know.

Academy Conversion

A great deal of work is continuing behind the scenes in order for us to complete our conversion to academy status with Chester Diocese Academy Trust before the end of this academic year. There are no major changes planned in terms of uniform or school name. Outwardly you will see very few changes but we are very excited to be working with CDAT and look forward to our future.

Boccia

Two teams went to HCCS this week to take part in a Boccia tournament to play against our cluster primary schools. Well done to everyone who took part and a special mention to the Year 3/4 team who came joint first.



Christmas Fair

Brereton PTA needs you!! We need volunteers to help at this years Christmas Fair on Friday 24th November 6pm - 8pm. Please show your support and help either on the evening or setting up during the afternoon. Please contact Louise Guy for more information

WE NEED YOU!



Key Dates


Treasure Island Theatre Trip - Monday 20th November

Christmas Fair - Friday 24th November

Reception Nativity - Friday 1st December


Year 6 Class Assembly - Friday 1st December

Year 4 Tatton Park Trip - Friday 8th December



We have had several reports of head lice in school. Please check your child's hair for head lice tonight.

Some pharmacies offer a Minor Ailments Service and can supply the treatment free of charge.



Today we celebrate our School Council.

Without them we may not have had the chance to dress in our pyjamas and enjoy fund raising for Children in Need.

They have organised the event very well and have encouraged us all to take part.

Sorry to the Year 5 pupils and teachers who missed out because of their trip to Blists Hill.





Brereton C of E (A) Primary School Newsletter




Autumn Term
Friday 17th November

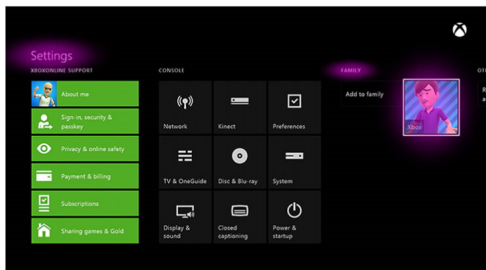
Safeguarding

Still on internet matters, this week grooming over x-box live has hit the local news. If you are worried follow the links below to establish effective parental controls:

<https://www.internetmatters.org/parental-controls/interactive-guide/>



2 Select the 'Settings' menu, then scroll across to the 'Family' section. Now select the child profile you want to modify.



3 There will be a number of default privacy settings you can choose from. Select one and either keep the default settings, or customise them to suit your needs.

It provides set by step instructions to keep your child safe whilst playing on their x-box.

Kids you tube

If your child likes to use you tube you might be interested to know that there is a children's you tube which provides an alternative directed at children with additional safeguarding in place. Kids you tube is well worth a look.

Sharenting Tips and Guidance

Yes, this was a new word to me too!

Top tips for parents who share images of their children include:

1. Review privacy settings on social account

Get in control of who can see your photos by applying the right privacy settings. For an extra level of privacy explore setting up a private social network group with friends and family.

2. Check your network of friends

Make sure you are happy that all your 100+ friends who will see your photo are actual friends. If not, consider only sharing with a select group of people.

3. Do a final check before posting

Take a second look at the picture before you post it to make sure it doesn't reveal any personal details like your road or house number or their school name.

4. Get permission if image features other kids

Posting a picture of their birthday, the first day at school or another milestone event in your child's life which features their friends? It's always better to ask the other parents before posting.

5. Managing your child's digital footprint

If you've posted an image of your child from their first prenatal scan to their first day at nursery, it's important to consider how this will affect them in the future. As they get older seek their permission before posting.

See internet matters for more advice on this subject:

<https://www.internetmatters.org/advice/sharenting-tips-for-parents/>

